



SACRED HEARTS KIDUCATION-2

HOLIDAY HOMEWORK

SESSION (2024-25)

Name : _____

Class & Sec : _____

Roll No. : _____





Summertime, summertime, Let's go out and play.

Time for fun, and lots of sun.

I love this kind of day!

Summertime, summertime, Swimming to stay cool.

Pillow fights, and late night bites.

An awesome break from school!

Summer Vacation is a time full of fun games and activities. With that there are a lot of other things which you can do. For that we have planned some interesting work to make your summer full of creativity. So, go ahead and enjoy your summer break.

GUIDELINES FOR HOLIDAY HOMEWORK

- Holiday homework has to be done under the parental guidance.
- It must be done in a very neat and presentable manner.
- Revise the work done in the month of April and May for all subjects.
- Make your own time table to organize your daily routine like watching television, playing with friends, studying etc.
- Watch informative channels like Discovery kids, Animal Planet, YouTube Kids etc. to enhance your knowledge.
- Converse in English with your parent.
- Holiday Homework should be submitted in a folder by 3rd July 2024 (Wednesday). It must be labelled properly with the name, class and roll number of the child.

Looking forward to see you soon.

HAPPY HOLIDAYS!

TEAM SACRED HEARTS K-2

English

Activity1. Watching movies is always fun!!!

Children's cognitive abilities, logical and reasoning skills, imagination, and language are all improved by watching animated movies.


So, children can enjoy the following animated movies during the Summer Break:

1. Zafari

<https://youtu.be/vN4IigvdTF0>

2. The Lion and the Rabbit

<https://youtu.be/Q8B7dKfUDjc>



Activity2. “As exercise is to the body, reading is to the intellect.”


Reading aids in the development of early literacy abilities and helps a kid get familiar with sounds, words, and language. Along with encouraging children's imagination and stimulating their curiosity, they also learn to value books and stories.

So, children can have a fun filled reading of following story books or any book of their choice.

Stories:1. The Best of Akbar and Birbal


2. The Monkey and The Crocodile

3. The Brahmin’s Gift



Write 10 pages of English and Hindi handwriting in 3 in 1 notebook.

Activity3. Read the passage and answer the questions from the passage.



Just then a mosquito went round and round the elephant's head. The poor elephant was so afraid that he tried to hit the mosquito with his trunk. He cried, "If the mosquito goes into my ear it will hurt me!" On hearing these words the lion laughed loudly. "How can a mosquito hurt the elephant, just think about it." Ha! Ha! Ha!

Fill in the blanks to match the story.

1. Just then a m_____ went round and round the elephant's head.
2. He tried to hit the mosquito with his t_____.
3. If the mosquito goes into my e_____. it will hurt me!
4. How can a mosquito hurt the elephant, just t_____ about it.

Activity 4. Look at the picture and write 7-8 sentences about it.



1. _____
2. _____
3. _____
4. _____
5. _____
6. _____
7. _____
8. _____
9. _____

Activity 5. Reorder the mixed-up words to make meaningful sentences.



like cheese Mice eating



go to I school bus by



so Jets fast are



taste Lemon a sour has



swim Penguins can

Activity6. Fill in the blanks using is, are or am.

1. We _____ scared.



2. He _____ in the garden.



3. I _____ drawing shapes.



4. They _____ riding their bikes.



5. She _____ a nurse.



6. You _____ a smart boy.



7. I _____ sleepy.



8. The girls _____ hungry.




9. Tom and I _____ scientist.



10. It _____ sad.



Activity 7. Colour the balloons in red with common nouns and yellow with proper nouns.



हिंदी



गतिविधि - 1

क्रिया शब्द पढिए व सही चित्र के नीचे लिखिए :-

रोना	बुनना	गाना	तोड़ना
------	-------	------	--------



•चित्र देखिए और इनमें होने वाले क्रिया शब्द को सही रूप में लिखिए:



(क) पेड़ से पत्ते _____ हैं।



(ख) सोहन दूध _____ है।



(ग) नदी का पानी _____ रहा है।



(घ) बच्चे रस्सी _____ रहे हैं।

गतिविधि-2

पेड़ पर स्त्रीलिंग शब्द लटके हुए हैं आप उन्हें ढूँढकर पुल्लिंग के सामने लिखें:-



क. हाथी

च. ग्वाला

ख. गायक

छ. पड़ोसी

ग. बैल

ज. युवक

घ. अध्यापक

झ. लेखक

ड. चिड़ा

ञ. चूहा

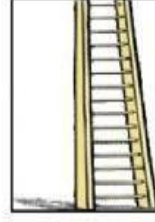
गतिविधि -4

निम्नलिखित शब्दों में से शुद्ध रूप को गोला लगाएँ :-

शब्द	शब्द	शब्द
आनंद	आनांद	अनंद
पारिवार	परिवारा	परिवार
गड़ी	गाड़ी	गाडी
चुहिया	चुहुया	चूहिया
बसता	बास्ता	बस्ता
बकचा	बच्चा	बचा
त्योहार	त्योहात	त्यौहार
शिकश	शिक्षा	शीकश
रेलगाड़ी	रेल्गादि	रैलगाड़ी
दवाईयाँ	दवाइयाँ	द्वाईया

गतिविधि -5

आओ बच्चों शब्द पहली खेलें। दिए गए चित्रों को देखकर उनके नाम खोजकर गोला लगाएँ:-



सि	पा	ही	ज	प	पी	ता
क	ग	रा	नी	ब	ला	उ
सी	ढी	ज	ढ	ध	ड	जी
टी	ठ	म	ग	र	म	भ
छ	द	क	भ	ती	र	म
ल	क	ड़ी	ज	प	न	घ
क्ष	ली	फ	रे	ल	गा	ड़ी



चित्र देखकर सही उत्तर चुनकर लिखिए :



पतंग

गुब्बारा

लड़कियाँ

इन्द्रधनुष


लड़के

रंग-बिरंगे


1. आसमान में सुंदर दिखाई दे रहा है ।
2. एक लड़की उड़ा रही है ।
3. दो रेत से खेल रही हैं और उनके पास गेंद हैं ।
4. नीली कमीज़ पहनी लड़की के हाथ में पीला है ।
5. दो गेंद से खेल रहे हैं ।

Mathematics

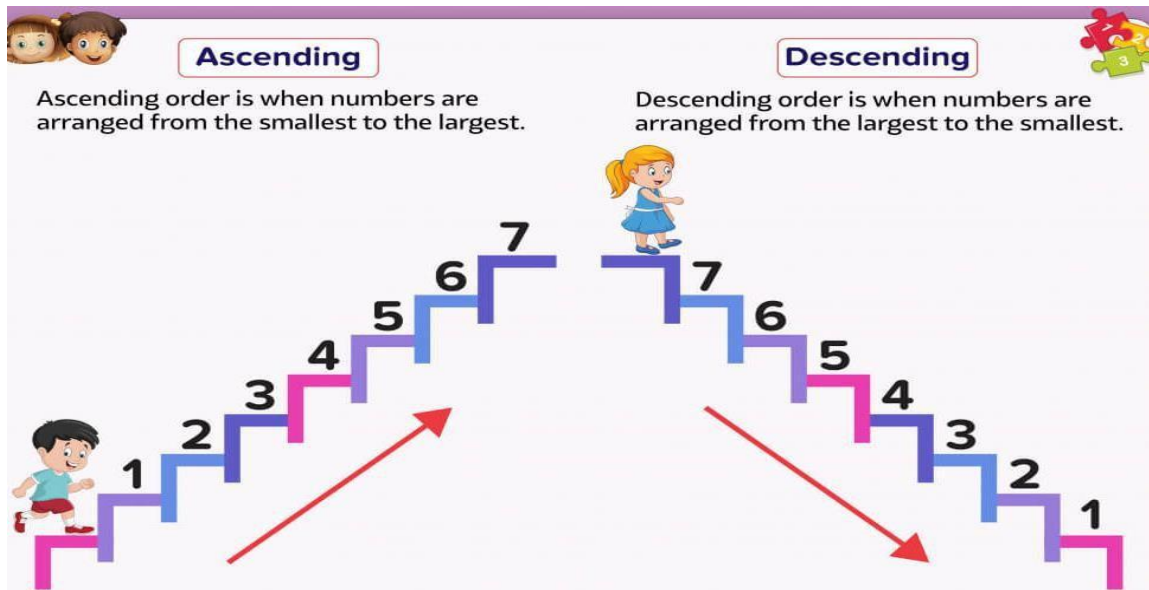
Activity- 1 Join the dots by counting to discover the picture. Also colour it.



Activity- 2 Use the colour code given below to colour the balloons.



Activity 3- Arrange the numbers in Ascending and Descending order in the blanks given below:-



1. 123, 146, 203, 103

AO _____

DO _____

2. 321, 216, 178, 200

AO _____

DO _____

3. 303, 128, 491, 212

AO _____

DO _____

4. 600, 528, 305, 434

AO _____

DO _____

Activity- 5 Find the sum.

$$\begin{array}{r} 39 \\ + 35 \\ \hline \end{array}$$

$$\begin{array}{r} 18 \\ + 63 \\ \hline \end{array}$$

$$\begin{array}{r} 86 \\ + 14 \\ \hline \end{array}$$

$$\begin{array}{r} 39 \\ + 89 \\ \hline \end{array}$$

$$\begin{array}{r} 56 \\ + 35 \\ \hline \end{array}$$

$$\begin{array}{r} 64 \\ + 9 \\ \hline \end{array}$$

$$\begin{array}{r} 23 \\ + 58 \\ \hline \end{array}$$

$$\begin{array}{r} 77 \\ + 84 \\ \hline \end{array}$$

$$\begin{array}{r} 96 \\ + 9 \\ \hline \end{array}$$

$$\begin{array}{r} 56 \\ + 26 \\ \hline \end{array}$$



$$\begin{array}{r} 49 \\ + 54 \\ \hline \end{array}$$



$$\begin{array}{r} 86 \\ + 5 \\ \hline \end{array}$$

Activity- 6 What comes just before, after and between the given numbers.



HTO

1 0 3

2 2 0

7

1 0 1

HTO

8 8

3 3 9

4 4 0

HTO

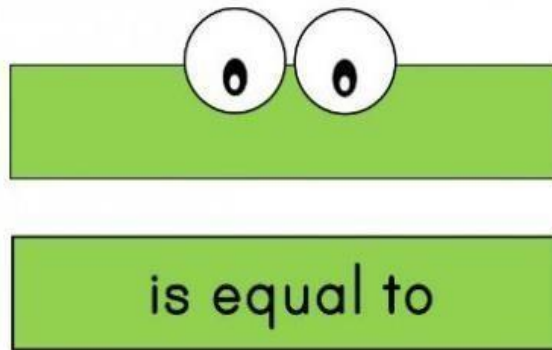
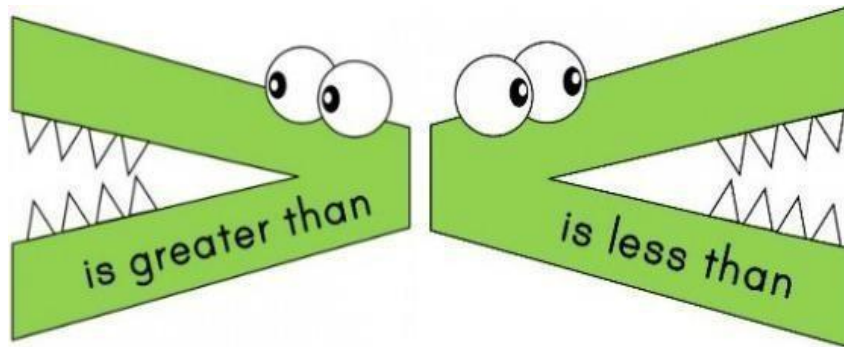
1 0 5

2 2 2

9

1 0 3

Activity 7 Compare the numbers by putting the sign of greater than (>), less than (<) or equal to (=):-



68 ○ **66**

45 ○ **54**

56 ○ **65**

66 ○ **76**

70 ○ **70**

52 ○ **95**

104 ○ **123**

338 ○ **225**

421 ○ **421**

220 ○ **300**

Environmental Studies

Activity-1 Enjoy the story by clicking on the given link:-

<https://youtu.be/-IBAUpwjlI>

Activity- 2 Identify different parts of the body in the grid given below and encircle them.



HAND

O	V	X	E	Y	E	S	R	Z	V
J	U	X	T	W	K	V	H	G	W
L	E	W	F	O	O	T	D	N	M
S	Z	E	Y	E	H	F	B	O	X
H	H	E	H	A	N	D	J	S	L
U	H	P	P	R	V	Y	Y	E	M
M	E	D	C	C	T	X	J	C	B
I	A	R	M	G	B	J	I	G	O
T	D	M	M	O	U	T	H	I	D
J	E	G	O	L	E	G	E	D	Y



MOUTH



NOSE



EYES



ARM



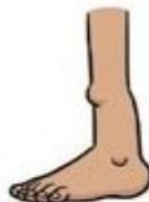
EAR



FOOT



HEAD



LEG



BODY